



KBN05M

M E G A C O A T C B N

■ **Wide Range of Applications**
for hardened steel cutting

■ **New Technology**
to achieve superior wear
and fracture resistance

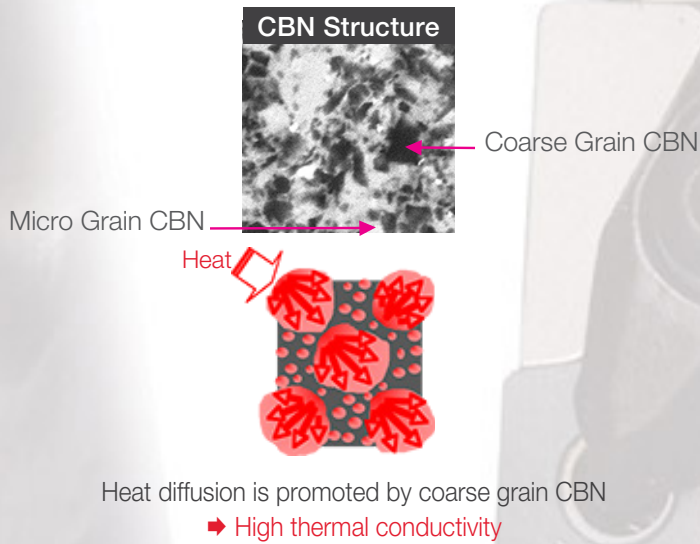
■ **1st Choice**
for carburizing
hardened material



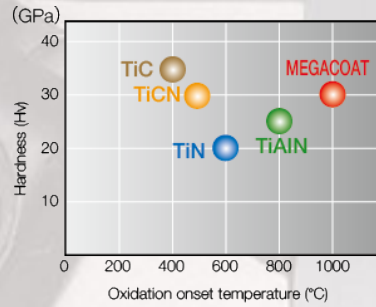
NEW Technology

to achieve superior wear and fracture resistance

Hybrid Grain Structure



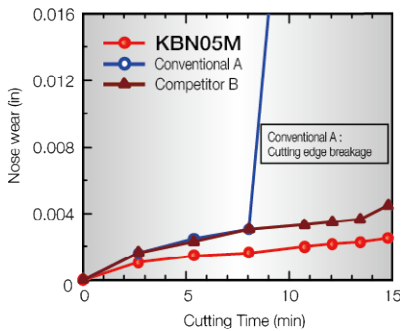
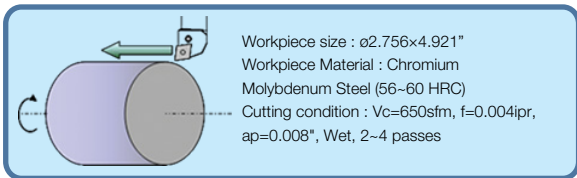
MEGACOAT



KBN05M achieves exceptional fracture and wear resistance when cutting hardened material

Excellent Wear Resistance

Wear Resistance Comparison (Continuous External Cutting)

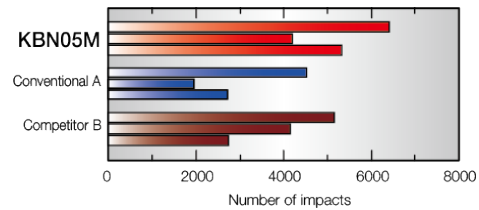
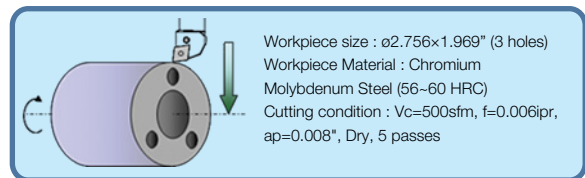


KBN05M achieved superior wear resistance when compared to Competitor B (for high-speed cutting).

Cutting edge breakage occurred on Conventional A (for general purpose), when cutting speed (V_c) is 650sfm.

Superior Fracture Resistance

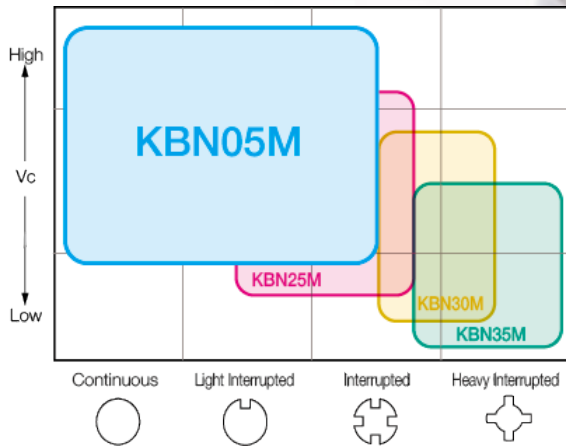
Fracture Resistance Comparison (Interrupted Facing)



KBN05M achieved superior fracture resistance when compared to Conventional A and Competitor B.

KBN05M is the 1st recommended grade for continuous (high-speed finishing) to interrupted cutting with well balanced wear and fracture resistance.

Application Map



KBN05M

is the 1st recommended grade for a wide range of application from continuous (high-speed finishing) to interrupted cutting.

KBN25M : High Stability for General Cutting

KBN30M : High Stability During Interrupted Cutting

KBN35M : Cell Fiber CBN

Superior fracture resistance in heavy interrupted cutting

Case Studies

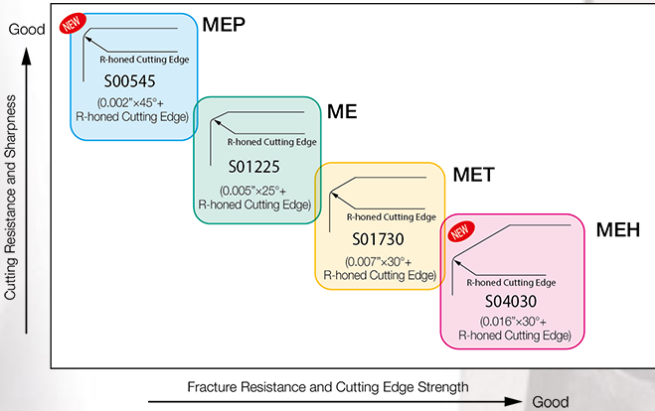
<p>Chromium Steel (58HRC)</p> <ul style="list-style-type: none"> • Pulley • Facing (Continuous) • Vc=400sfm • ap=0.006~0.008" • f=0.010ipr • WET • DNGA432S00245MEP (KBN05M) 	
<p>KBN05M-MEP (Edge Preparation : 0.002"x45°)</p>	<p>150 pcs/edge</p>
<p>KBN05M-ME (Edge Preparation : 0.005"x25°)</p>	<p>100 pcs/edge</p>
<p>Competitor E</p>	<p>100 pcs/edge</p>
<ul style="list-style-type: none"> • Tool life of the KBN05M-ME (edge prep: 0.005"x25° chamfered + R honed) is the same as Competitor E's. • KBN05M-MEP (edge prep: 0.002"x45° chamfered + R honed) achieved 1.5 times longer tool life, preventing crater wear. 	
<p>KBN05M-MEP KBN05M-ME Competitor E</p> <p>User Evaluation</p>	

<p>Chromium Steel (61~65HRC)</p> <ul style="list-style-type: none"> • Gear • External Turning and Facing (Interrupted) • Vc=400sfm • ap=0.006" • f=0.004~0.006ipr (External) • WET • CNGA432S01630MEH (KBN05M) 	
<p>KBN05M-MEH (Edge Preparation : 0.016"x30°)</p>	<p>150 pcs/edge</p>
<p>Competitor F</p>	<p>100 pcs/edge</p>
<ul style="list-style-type: none"> • KBN05M-MEH (edge prep: 0.016"x30° chamfered + R honed) achieved 1.5 times longer tool life compared to Competitor F. • No chipping in interrupted cutting, and improved productivity (Competitor F's cutting edge had extensive chipping). • Feed rate could be increased from 0.006 to 0.010ipr during facing. <ul style="list-style-type: none"> ➔ Achieved cycle time and cost reduction. 	
<p>User Evaluation</p>	

Various Edge Preps

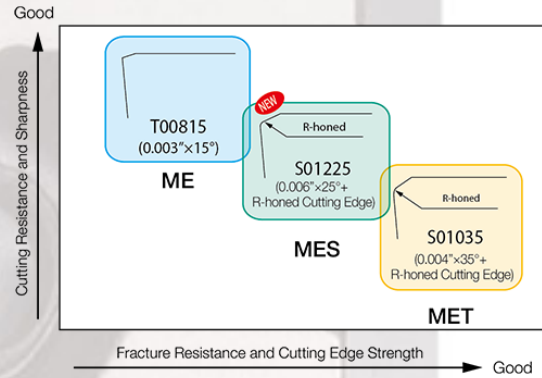
for a wide range of applications

1 Standard cutting edge prep of negative inserts



	Edge Preparation		Application/Advantages
MEP	S00245	0.002"×45° + R-honed Cutting Edge	High speed, continuous cutting Excellent crater wear resistance
ME	S00525	0.005"×25° + R-honed Cutting Edge	General purpose
MET	S00730	0.007"×30° + R-honed Cutting Edge	Superior fracture resistance
MEH	S01630	0.016"×30° + R-honed Cutting Edge	Interrupted high feed cutting Prevention of flaking

2 Standard cutting edge prep of positive inserts



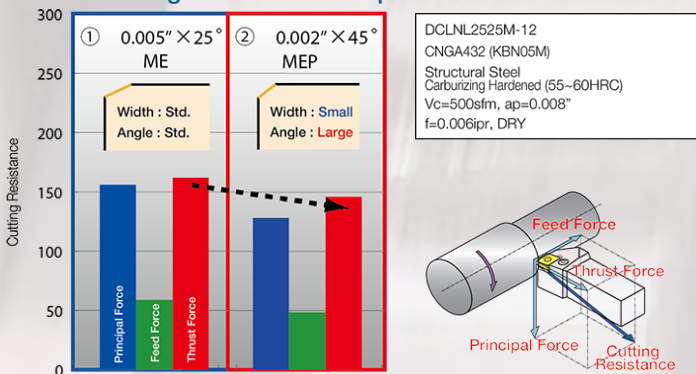
	Edge Preparation		Application/Advantages
ME	T00815	0.003"×15°	Chamfered Sharp-cutting oriented, less burring
MES	S00525	0.005"×25° + R-honed Cutting Edge	General purpose
MET	S00435	0.004"×35° + R-honed Cutting Edge	Interrupted Stable cutting

Standard Edge Prep

of negative inserts

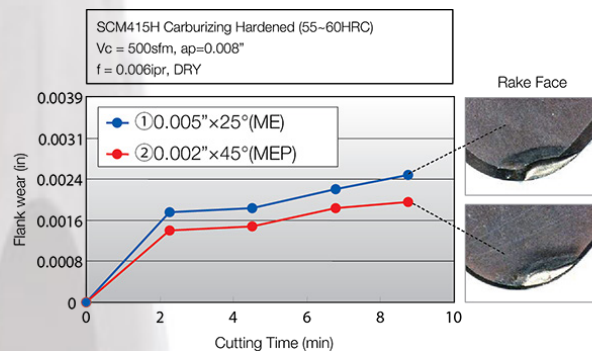
1 MEP (for continuous, high speed cutting)

Cutting Resistance Comparison



ME for Sharp Cutting

Wear Comparison



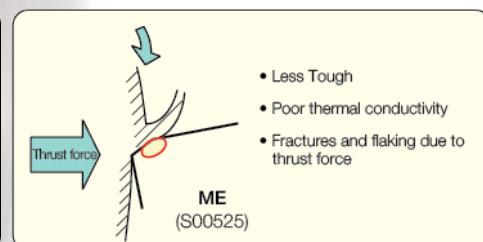
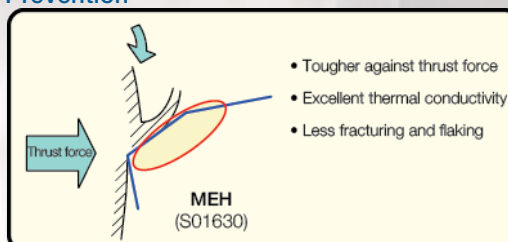
MEP Prevents Crater Wear

2 MEH (for interrupted, high feed cutting)


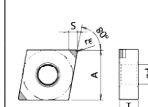

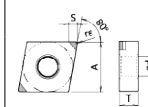

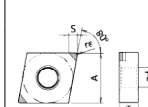

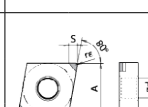

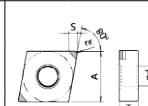

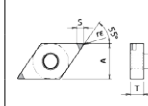





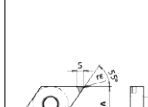
Tougher with Flake Prevention



Prevents Flaking











(Negative Inserts)

Edge Preparation				Classification		Description								
Symbol	Cutting Edge Condition	Indication		H	Hardened Material (Interrupted)	●	○	⊕	⊕	MEGACOAT CBN				
S	Chamfered+Honed Cutting Edge	S00525	0.005°x25° Chamfered+Honed		Hardened Material (Continuous)	●	○				KBN05M	KBN10M	KBN25M	KBN30M
Shape		Description (ANSI)		Description (ISO)		Edge Prep	Dimension (in)		No. of Edges					
							rε	S						
 <p>Multi-Edge / With Wiper Edge</p>		CNGA 431S00515MEW	CNGA 120404S01215MEW	S00515	1/64	0.102	2	●	●	●	○			
		432S00515MEW	120408S01215MEW					●	●	●	○	●		
		433S00515MEW	120412S01215MEW					●	●	●	○	●		
 <p>Multi-Edge / Finishing</p>		CNGA 431S00245MEP	CNGA 120404S00545MEP	S00245	1/64	0.098	2	○						
		432S00245MEP	120408S00545MEP					○						
		433S00245MEP	120412S00545MEP					○						
 <p>Multi-Edge</p>		CNGA 4305S00525ME	CNGA 120402S01225ME	S00525	0.008	0.102	2	●	●	●			○	
		431S00525ME	120404S01225ME					●	●	●	○	●		
		432S00525ME	120408S01225ME					●	●	●	○	●		
		433S00525ME	120412S01225ME					●	●	●	○	●		
 <p>Multi-Edge / Tough</p>		CNGA 431S00730MET	CNGA 120404S01730MET	S00730	1/64	0.098	2	●	○	●	○	●		
		432S00730MET	120408S01730MET					●	○	●	○	●		
		433S00730MET	120412S01730MET					●	○	●	○	●		
 <p>Multi Edge / Interrupted</p>		CNGA 431S01630MEH	CNGA 120404S04030MEH	S01630	1/64	0.098	2	○						
		432S01630MEH	120408S04030MEH					○						
		433S01630MEH	120412S04030MEH					○						
 <p>Multi-Edge / Finishing</p>		DNGA 431S00245MEP	DNGA 150404S00545MEP	S00245	1/64	0.091	2	○						
		432S00245MEP	150408S00545MEP					○						
		433S00245MEP	150412S00545MEP					○						
 <p>Multi-Edge</p>		DNGA 4302S00525ME	DNGA 150401S01225ME	S00525	0.004	0.087	2	●	○	○		○		
		4305S00525ME	150402S01225ME					●	●	●		●		
		431S00525ME	150404S01225ME					●	●	●	○	●		
		432S00525ME	150408S01225ME					●	●	●	○	●		
		433S00525ME	150412S01225ME					○	○	○	○	●		
		DNGA 441S00525ME	DNGA 150604S01225ME	S00525	1/64	0.091	2	○	○	○	○	○		
		442S00525ME	150608S01225ME					○	○	○	○	○		
		443S00525ME	150612S01225ME					○	○	○	○	○		
		 <p>Multi-Edge / Tough</p>		DNGA 431S00730MET	DNGA 150404S01730MET	S00730	1/64	0.091	2	●	○	●	○	●
432S00730MET	150408S01730MET			●	○					●	○	●		
433S00730MET	150412S01730MET			●	○					●	○	●		
DNGA 441S00730MET	DNGA 150604S01730MET			S00730	1/64	0.091	2	●	○	○	○	○		
442S00730MET	150608S01730MET							●	○	○	○	○		
443S00730MET	150612S01730MET							●	○	○	○	○		
 <p>Multi-Edge / Interrupted</p>		DNGA 431S01630MEH	DNGA 150404S04030MEH	S01630	1/64	0.091	2	○						
		432S01630MEH	150408S04030MEH					○						
		433S01630MEH	150412S04030MEH					○						

● Stock Standard | ○ World Express (1 pc boxes)


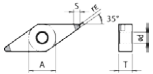



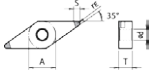

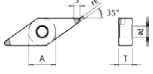

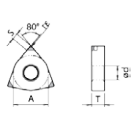

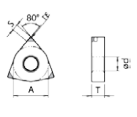
SNGA / TNGA (Negative Inserts)

(Negative Inserts)

Edge Preparation				Classification					Description				
Symbol	Cutting Edge Condition	Indication	0.005"×25° Chamfered+Honed	● Light Interrupted / 1st choice	○ Light Interrupted / 2nd choice	● Continuous / 1st choice	○ Continuous / 2nd choice	⊕ Heavy Interrupted / 1st choice	⊕ Interrupted / 1st choice	Description	A	T	ød
				S	Chamfered+Honed Cutting Edge	S00525						SNGA43_	1/2
										TNGA33_	3/8	3/16	0.150"
Shape	Description (ANSI)	Description (ISO)	Edge Prep	Dimension (in)		No. of Edges	MEGACOAT CBN						
				rε	S		KBN05M	KBN10M	KBN25M	KBN30M	KBN35M		
 Multi-Edge / Finishing	SNGA 432S00245MEP	SNGA 120408S00545MEP	S00245	1/32	0.071	2	○						
	433S00245MEP	120412S00545MEP		3/64	0.087		○						
 Multi-Edge	SNGA 431S00525ME	SNGA 120404S01225ME	S00525	1/64	0.071	2	●	●	●				
	432S00525ME	120408S01225ME		1/32	0.071		●	●	●	○	●		
 Multi-Edge / Tough	SNGA 431S00730MET	SNGA 120404S01730MET	S00730	1/64	0.071	2	●	○	●				
	432S00730MET	120408S01730MET		1/32	0.071		●	○	●	○	○		
	433S00730MET	120412S01730MET		3/64	0.087		●	○	●	○	○		
 Multi-Edge / Interrupted	SNGA 432S01630MEH	SNGA 120408S04030MEH	S01630	1/32	0.071	2	○						
	433S01630MEH	120412S04030MEH		3/64	0.087		○						
 Multi-Edge / Finishing	TNGA 331S00245MEP	TNGA 160404S00545MEP	S00245	1/64	0.095	3	○						
	332S00245MEP	160408S00545MEP		1/32	0.095		○						
	333S00245MEP	160412S00545MEP		3/64	0.083		○						
 Multi Edge	TNGA 3302S00525ME	TNGA 160401S01225ME	S00525	0.004	0.102	3	○	○	○				
	3305S00525ME	160402S01225ME		0.008	0.098		●	●	●		○		
	331S00525ME	160404S01225ME		1/64	0.095		●	●	●	○	●		
	332S00525ME	160408S01225ME		1/32	0.095		●	●	●	○	●		
	333S00525ME	160412S01225ME		3/64	0.083		●	●	●	○	●		
 Multi-Edge / Tough	TNGA 331S00730MET	TNGA 160404S01730MET	S00730	1/64	0.095	3	●	○	●	○	●		
	332S00730MET	160408S01730MET		1/32	0.095		●	○	●	○	●		
	333S00730MET	160412S01730MET		3/64	0.083		●	○	●	○	●		
 Multi-Edge / Interrupted	TNGA 331S01630MEH	TNGA 160404S04030MEH	S01630	1/64	0.095	3	○						
	332S01630MEH	160408S04030MEH		1/32	0.095		○						
	333S01630MEH	160412S04030MEH		3/64	0.083		○						


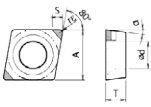

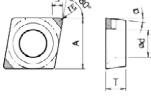

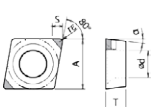

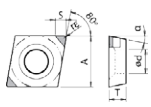

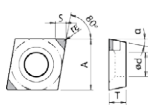

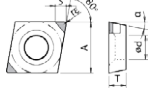
● Stock Standard | ○ World Express (1 pc boxes)

(Negative Inserts)

Edge Preparation				Classification		Description								
Symbol	Cutting Edge Condition	Indication		H	Hardened Material (Interrupted)	●	○	⊕	⊕	MEGACOAT CBN				
S	Chamfered+Honed Cutting Edge	S00435	0.004* \times 35° Chamfered+Honed		Hardened Material (Continuous)	●	○							
Shape		Description		Previous Description		Edge Prep	Dimension (in)		No. of Edges					
							r ϵ	S		KBN05M	KBN10M	KBN25M	KBN30M	KBN35M
				VNGA 331S00245MEP	VNGA 160404S00545MEP	S00245	1/64	0.079	2	○				
				332S00245MEP	160408S00545MEP		1/32	0.071		○				
				VNGA 3302S00525ME	VNGA 160401S01225ME	S00525	0.004	0.102	2		○	○		
				3305S00525ME	160402S01225ME		0.008	0.091		●	●	●		●
				331S00525ME	160404S01225ME		1/64	0.079		●	●	●	○	●
				332S00525ME	160408S01225ME		1/32	0.071		●	○	○	○	●
				VNGA 331S00730MET	VNGA 160404S01730MET	S00730	1/64	0.079	2	●	○	●	○	●
				332S00730MET	160408S01730MET		1/32	0.071		●	○	●	○	●
				VNGA 331S01630MEH	VNGA 160404S04030MEH	S01630	1/64	0.079	2	○				
				332S01630MEH	160408S04030MEH		1/32	0.071		○				
				WNGA 431S00525ME	WNGA 080404S01225ME	S00525	1/64	0.079	3	●	●		○	○
				432S00525ME	080408S01225ME		1/32	0.102		●		○	○	○
				433S00525ME	080412S01225ME		3/64	0.098		○	○	○	○	○
				WNGA 431S00730MET	WNGA 080404S01730MET	S00730	1/64	0.079	3		○	○	○	○
				432S00730MET	080408S01730MET		1/32	0.102			○	○	○	○
				433S00730MET	080412S01730MET		3/64	0.098			○	○	○	○


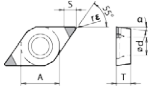

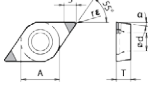

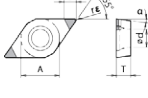

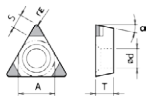

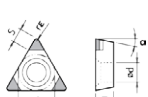

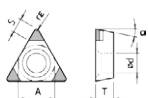
● Stock Standard | ○ World Express (1 pc boxes)

(Positive Inserts)

Edge Preparation				Classification					Description				
Symbol	Cutting Edge Condition	Indication		● Light Interrupted / 1st choice ○ Light Interrupted / 2nd choice ● Continuous / 1st choice ○ Continuous / 2nd choice ✦ Heavy Interrupted / 1st choice ✦ Interrupted / 1st choice	H	Hardened Material (Interrupted)		●	○	✦	✦	✦	
T	Chamfered Cutting Edge	T00315	0.003°x15° Chamfered Cutting Edge			Hardened Material (Continuous)							
S	Chamfered+Honed Cutting Edge	S00435	0.004°x35° Chamfered+Honed										
Shape		Description	Previous Description	Edge Prep	Dimension (in)		No. of Edges	MEGACOAT CBN					
					rε	S		KBN05M	KBN10M	KBN25M	KBN30M	KBN35M	
 <p>Multi-Edge</p>		CCMW 2150T00315ME	CCMW 060202T00815ME	T00315	0.008	0.079	2	○	○	○		○	
		2151T00315ME	060204T00815ME		1/64	0.075		○	○	●		●	
		2152T00315ME	060208T00815ME		1/32	0.071		○	○	●		●	
		CCMW 3250T00315ME	CCMW 09T302T00815ME	T00315	0.008	0.079	2	○	○	○		●	
		3251T00315ME	09T304T00815ME		1/64	0.075		○	○	●	○	●	
		3252T00315ME	09T308T00815ME		1/32	0.071		○	○	○	○	●	
 <p>Multi-Edge / General Purpose</p>		CCMW 2151S00525MES	CCMW 060204S01225MES	S00525	1/64	0.075	2	●					
		2152S00525MES	060208S01225MES		1/32	0.071		●					
		CCMW 3251S00525MES	CCMW 09T304S01225MES	S00525	1/64	0.075	2	●					
		3252S00525MES	09T308S01225MES		1/32	0.071		●					
 <p>Multi-Edge / Tough</p>		CCMW 3251S00435MET	CCMW 09T304S01035MET	S00435	1/64	0.075	2	●	○	●		●	
		3252S00435MET	09T308S01035MET		1/32	0.071		●	○	○		●	
 <p>Multi-Edge</p>		CPGB 25151T00315ME	CPGB 080204T00815ME	T00315	1/64	0.075	2	○	○	○		●	
		CPGB 3205T00315ME	CPGB 090302T00815ME	T00315	0.008	0.075		○	○	○		●	
		321T00315ME	090304T00815ME		1/64	0.075	○	○	○		●		
 <p>Multi-Edge / General Purpose</p>		CPGB 321S00525MES	CPGB 090304S01225MES	S00525	1/64	0.075	2	●					
		322S00525MES	090308S01225MES		1/32	0.098		●					
 <p>Multi-Edge / Tough</p>		CPGB 25151S00435MET	CPGB 080204S01035MET	S00435	1/64	0.075	2		○	○		●	
		25152S00435MET	080208S01035MET		1/32	0.087			○	○		●	
		CPGB 321S00435MET	CPGB 090304S01035MET	S00435	1/64	0.075	2	●	○	○		●	
		322S00435MET	090308S01035MET		1/32	0.098		●	○	○		●	








● Stock Standard | ○ World Express (1 pc boxes)

(Positive Inserts)

Edge Preparation				Classification					Description															
Symbol	Cutting Edge Condition	Indication		● Light Interrupted / 1st choice	○ Light Interrupted / 2nd choice	● Continuous / 1st choice	○ Continuous / 2nd choice	⊕ Heavy Interrupted / 1st choice	⊛ Interrupted / 1st choice	Description	A	T	ød	α										
T	Chamfered Cutting Edge	T00315	0.003"×15° Chamfered Cutting Edge	●	○	●	○	⊕	⊛	DCMW215_	1/4	3/32	0.110"	7°										
S	Chamfered+Honed Cutting Edge	S00435	0.004"×35° Chamfered+Honed	●	○	●	○	⊕	⊛	DCMW325_	3/8	5/32	0.173"	7°										
										<table border="1"> <tr> <th>Hardened Material (Interrupted)</th> <th>●</th> <th>○</th> <th>⊕</th> <th>⊛</th> </tr> <tr> <th>Hardened Material (Continuous)</th> <th>●</th> <th>○</th> <th></th> <th></th> </tr> </table>					Hardened Material (Interrupted)	●	○	⊕	⊛	Hardened Material (Continuous)	●	○		
Hardened Material (Interrupted)	●	○	⊕	⊛																				
Hardened Material (Continuous)	●	○																						
Shape		Description		Previous Description		Edge Prep		Dimension (in)		No. of Edges	MEGACOAT CBN													
						ρε	S	KBN05M	KBN10M		KBN25M	KBN30M	KBN35M											
 <p>Multi-Edge</p>		DCMW 21505T00315ME	DCMW 070202T00815ME	T00315	0.008	0.075	2	○	○	○		○												
		2151T00315ME	070204T00815ME		1/64	0.067		○	○	●		●												
		2152T00315ME	070208T00815ME		1/32	0.075		○	○	●		●												
		DCMW 32505T00315ME	DCMW 11T302T00815ME	T00315	0.008	0.075	○	○	○		●													
		3251T00315ME	11T304T00815ME		1/64	0.067	○	○	●	○	●													
		3252T00315ME	11T308T00815ME		1/32	0.075	○	○	○	○	●													
		3253T00315ME	11T312T00815ME		3/64	0.075	○	○	○	○	●													
		 <p>Multi-Edge / General Purpose</p>		DCMW 32505S00525MES	DCMW 11T302S01225MES	S00525	0.008	0.075	2	●														
				3251S00525MES	11T304S01225MES		1/64	0.067		●														
3252S00525MES	11T308S01225MES			1/32	0.075		●																	
 <p>Multi-Edge / Tough</p>		DCMW 21505S00435MET	DCMW 070202S01035MET	S00435	0.008	0.075	2		○	○		○												
		2151S00435MET	070204S01035MET		1/64	0.067			○	●		●												
		2152S00435MET	070208S01035MET		1/32	0.075			○	○		●												
		DCMW 32505S00435MET	DCMW 11T302S01035MET	S00435	0.008	0.075	●	○	○		●													
		3251S00435MET	11T304S01035MET		1/64	0.067	●	○	●		●													
		3252S00435MET	11T308S01035MET		1/32	0.075		○	●		●													
		3253S00435MET	11T312S01035MET		3/64	0.075		○	○		●													
		 <p>Multi-Edge</p>		TPGB 2205T00315ME	TPGB 110302T00815ME	T00315	0.008	0.091	3	○	○	○		○										
				221T00315ME	110304T00815ME		1/64	0.083		○	○	○		●										
222T00315ME	110308T00815ME			1/32	0.071		○	○		○		●												
TPGB 321T00315ME	TPGB 160304T00815ME			T00315	1/64	0.071	○		○		●													
322T00315ME	160308T00815ME				1/32	0.059	○		○		●													
 <p>Multi-Edge / General Purpose</p>		TPGB 221S00525MES	TPGB 110304S01225MES	S00525	1/64	0.083	3	●																
		222S00525MES	110308S01225MES		1/32	0.071		●																
 <p>Multi-Edge / Tough</p>		TPGB 2205S00435MET	TPGB 110302S01035MET	S00435	0.008	0.091	3		○	○		○												
		221S00435MET	110304S01035MET		1/64	0.083		●	○	○		●												
		222S00435MET	110308S01035MET		1/32	0.071		●	○	○		●												
		TPGB 321S00435MET	TPGB 160304S01035MET	S00435	1/64	0.071			○		●													
		322S00435MET	160308S01035MET		1/32	0.059			○		●													

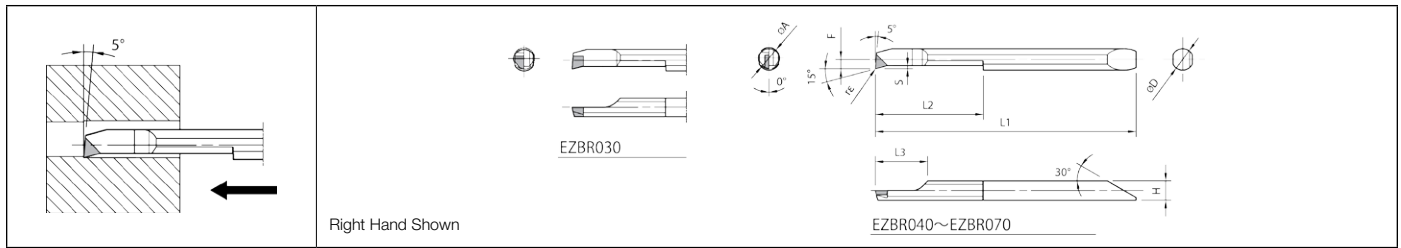
● Stock Standard | ○ World Express (1 pc boxes)

(Positive Inserts)

Edge Preparation				Classification					Description					
Symbol	Cutting Edge Condition	Indication		● Light Interrupted / 1st choice	○ Light Interrupted / 2nd choice	● Continuous / 1st choice	○ Continuous / 2nd choice	⊕ Heavy Interrupted / 1st choice	⊕ Interrupted / 1st choice	Description	A	T	ød	α
T	Chamfered Cutting Edge	T00515	0.005"×15° Chamfered Cutting Edge	●	○	●	○	⊕	⊕	TPGW33_	3/8	3/16	0.173"	11°
S	Chamfered+Honed Cutting Edge	S00435	0.004"×35° Chamfered+Honed	●	○	●	○	⊕	⊕	VBGW22_	1/4	1/8	0.110"	5°
				●	○	●	○	⊕	⊕	VBGW33_	3/8	3/16	0.173"	5°
				●	○	●	○	⊕	⊕	VCGW15_	3/16	3/32	0.091"	7°
Shape	Description	Previous Description	Edge Prep	Dimension (in)		No. of Edges	MEGACOAT CBN							
				rε	S		KBN05M	KBN10M	KBN25M	KBN30M	KBN55M			
 Multi-Edge	TPGW 331T00315ME	TPGW 160404T00815ME	T00315	1/64	0.071	3			○					
	332T00315ME	160408T00815ME		1/32	0.059				○					
 Multi-Edge / Tough	TPGW 331S00435MET	TPGW 160404S01035MET	S00435	1/64	0.071	3		○	○					
	332S00435MET	160408S01035MET		1/32	0.059			○	○					
 Multi-Edge	VBGW 2205T00315ME	VBGW 110302T00815ME	T00315	0.008	0.094	2	○	○	○		○			
	221T00315ME	110304T00815ME		1/64	0.079		○	○	●	○	●			
	222T00315ME	110308T00815ME		1/32	0.067		○	○	●	○	●			
	VBGW 3305T00315ME	VBGW 160402T00815ME	T00315	0.008	0.094		○	○	○		●			
	331T00315ME	160404T00815ME		1/64	0.079		○	○	●	○	●			
	332T00315ME	160408T00815ME		1/32	0.067		○	○	●	○	●			
 Multi-Edge / General Purpose	VBGW 221S00525MES	VBGW 110304S01225MES	S00525	1/64	0.079	2	●							
	VBGW 331S00525MES	VBGW 160404S01225MES		1/64	0.079		●							
 Multi-Edge / Tough	VBGW 2205S00435MET	VBGW 110302S01035MET	S00435	0.008	0.094	2		○	○		○			
	221S00435MET	110304S01035MET		1/64	0.079		●	○	○		●			
	222S00435MET	110308S01035MET		1/32	0.067			○	○		●			
	VBGW 3305S00435MET	VBGW 160402S01035MET	S00435	0.008	0.094			○	○		●			
	331S00435MET	160404S01035MET		1/64	0.079		●	○	○		●			
	332S00435MET	160408S01035MET		1/32	0.067			○	○		●			
 Multi-Edge	VCGW 151505T00315ME	VCGW 080202T00815ME	T00315	0.008	0.079	2		○	○		●			
	15151T00315ME	080204T00815ME		1/64	0.079			○	○		●			
	15152T00315ME	080208T00815ME		1/32	0.067			○	○		●			
 Multi-Edge / Tough	VCGW 151505S00435MET	VCGW 080202S01035MET	S00435	0.008	0.079	2		○	○		●			
	15151S00435MET	080204S01035MET		1/64	0.079			○	○		●			
	15152S00435MET	080208S01035MET		1/32	0.067			○	○		●			

● Stock Standard | ○ World Express (1 pc boxes)

■ EZ Bar (EZB-NB : CBN) NEW



● EZ Bar Dimensions (mm)

Edge Preparation				K	Gray Cast Iron (With Scale)	Gray Cast Iron (Without Scale)	Nodular Cast Iron (Without Scale)
Symbol	Cutting Edge Spec.		Example				
E	Honed Cutting Edge	E008	R0.08mm Hone				
T	Chamfered Cutting Edge	T01215	0.12mm X 15° Chamfered Cutting Edge	H	Hardened Material (Roughing)		
					Hardened Material (Finishing)		○
S	Chamfered + Honed Cutting Edge	S01225	0.12mm X 25° Chamfered + Honed Cutting Edge		Hardened Material (Chip Control)		
				Sintered Metal			

Description	Std. Edge Prep	Dimensions (mm)									No. of Edges	MEGACOAT CBN
		ØA	ØD	H	L1	L2	L3	F	S	rε		KBN05M
EZBR 030030-003NB	T00815	3	3	2.6	38.8	13	6.8	1.25	0.3	0.035 ^{±0.015}	1	○
040040-003NB	T00815	4	4	3.6	48.8	20	9.8	1.75	0.5			○
050050-003NB	T00815	5	5	4.6	58.1	25	9.8	2.25	0.5			○
060060-003NB	T00815	6	6	5.6	66.1	30	11.8	2.75	0.5			○
070070-003NB	T00815	7	7	6.6	74.1	35	11.8	3.25	0.5			○

● Stock Standard | ○ World Express (1 pc boxes)

■ Deep Grooving (1 Edge)

Edge Preparation				K	Gray Cast Iron (With Scale)	Gray Cast Iron (Without Scale)	Nodular Cast Iron (Without Scale)
Symbol	Cutting Edge Spec.		Example				
E	Honed Cutting Edge	E008	R0.08mm Hone				
T	Chamfered Cutting Edge	T01215	0.12mm X 15° Chamfered Cutting Edge	H	Hardened Material (Roughing)		
					Hardened Material (Finishing)		○
S	Chamfered + Honed Cutting Edge	S01225	0.12mm X 25° Chamfered + Honed Cutting Edge		Hardened Material (Chip Control)		
				Sintered Metal			

Shape	Description	Std. Edge Prep	Dimensions (mm)						No. of Edges	MEGACOAT CBN	CBN	
			W	rε	M	L	H	S		KBN05M	KBN570	
NEW External Grooving	GDGS 2020N-020NB	E008	2.0	±0.02	0.2	1.8	20	4.3	2.9	1	○	○
	3020N-040NB	E008	3.0		0.4	2.3					○	○
	4020N-040NB	E008	4.0		0.4	3.3					○	○
	5020N-040NB	E008	5.0		0.4	4.2					○	○
	6020N-040NB	E008	6.0		0.4	5.2					○	○

● Stock Standard | ○ World Express (1 pc boxes)



Kyocera Industrial Ceramics Corp.
Cutting Tool Division

100 Industrial Park Road ■ Hendersonville, NC 28792
Email: cuttingtools@kyocera.com
Website: www.kyocera.com/cuttingtools
Distributor Website: <http://mykicc.kyocera.com>
Customer Service: 800.823.7284 - Option 1
Technical Support: 800.823.7284 - Option 2

©Kyocera Industrial Ceramics Corp.
06/13, 7.5K Printed in U.S.A.

connect with us

